

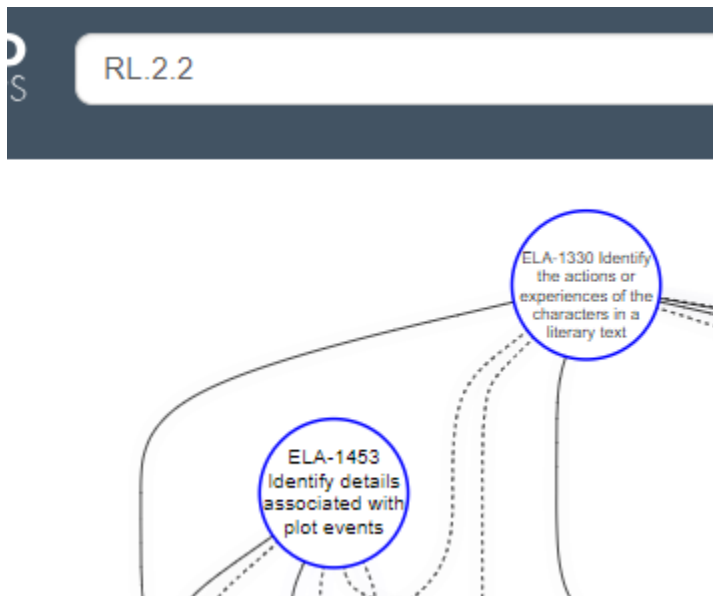
Figure 1 –

CREATING A NEW MAP FROM SCRATCH - WHAT IS DISPLAYED IN THE "Search Bar"



Figure 2 –

OPENED AN ELM MAP VIEW AND ADDED A NODE – WHAT IS DISPLAYED IN THE SEARCH BAR:



ADDING ELA-757

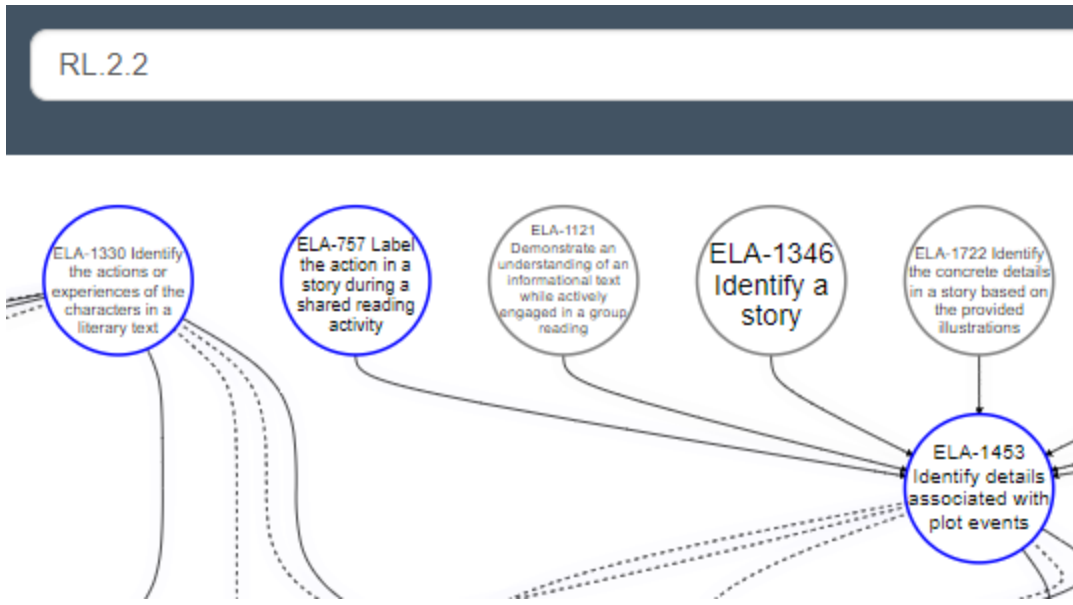


Figure 3 –
 THE MAP HAS BEEN CHANGED AND NOT SAVED – SEARCH BAR INDICATOR REMAINS UNCHANGED

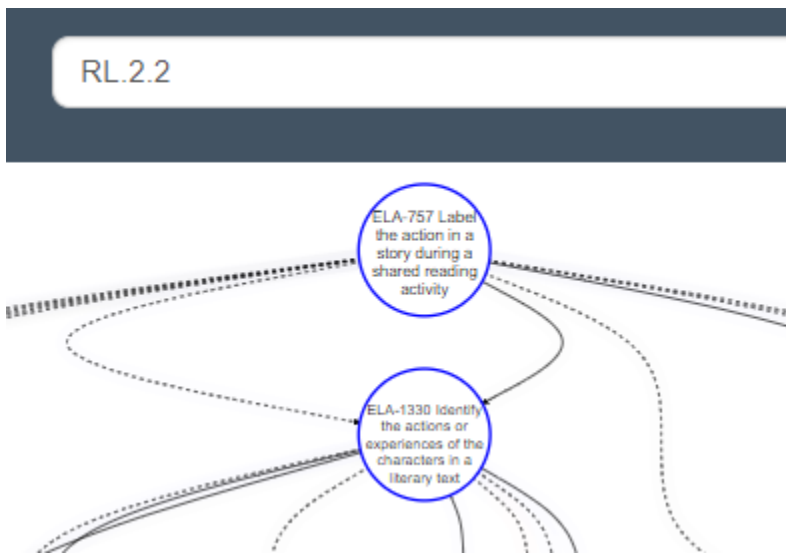


Figure 4 –
 A SEPARATE ACTION THAT CAN OCCUR WITH THE MAP IS TO MINIMIZE IT, THUS CREATING A BLANK MAP VIEW PANE TO WORK ON ANOTHER MAP AT THE SAME TIME. MINIMIZING THE CHANGED, UNSAVED MAP PRODUCES AN INDICATOR FOR UNSAVED WORK.

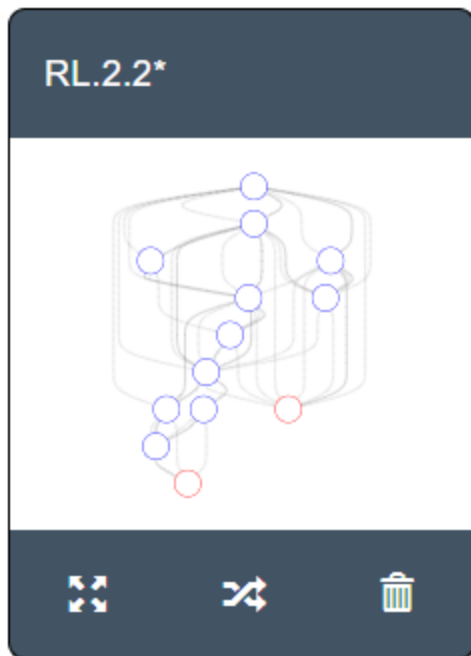


Figure 5 –

THE SEARCH BAR INFORMATION DOES NOT CHANGE TO REFLECT THE BLANK MAP VIEW PANE.

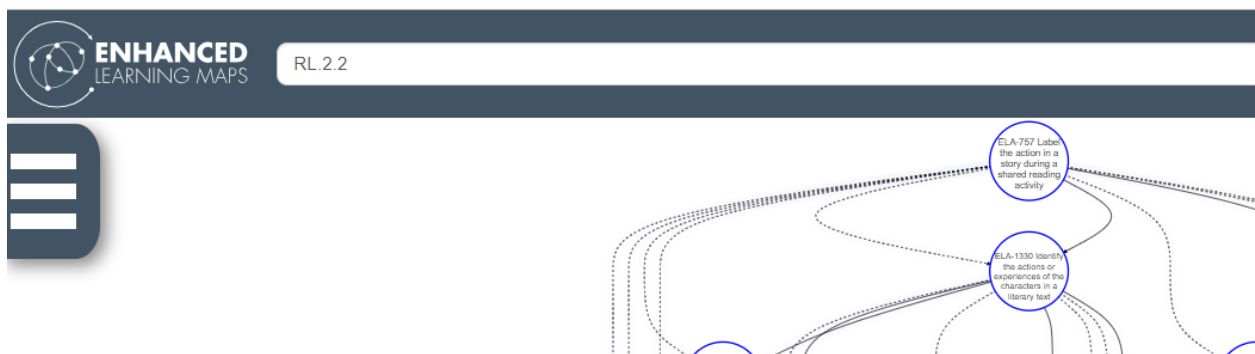


Figure 6 –

ONCE A USER SAVES THE MAP, THE INFORMATION ABOUT THE MAP IS DISPLAYED IN A DIFFERENT PANEL. ADDITIONALLY, A USER MUST ACCESS THE SEPARATE MENU IN ORDER TO SAVE. WHEN THE USER DOES MAKE THE CONCIOUS DECISION TO SAVE, THERE ARE TWO DIFFERENT TABS THAT PROVIDE THE SAVE OPTION.

Map View Info



Map View Info

Resources

Node Table

Standards

My Map Views

Discussion

Student Locator Tool

Save Map

Click below to save a copy of the current map view.


 Save Copy of Current Map

Figure 7 –

IN THE MY MAP VIEWS TAB, THE SAVE OPTION IS AT THE END OF ALL THE USER SAVED MAPS – PROBLEMATIC/ANNOYING IF A USER HAS SAVED A LOT OF MAPS.

My Map Views

Map View Info
Resources
Node Table

Standards
My Map Views
Discussion

Student Locator Tool

6/4/2018		Understand nodes for reading Description: Contains all nodes that use understand for RI and RL. Understand will become some form of explain.
6/4/2018		Understand nodes for Language Description: Contains all nodes that are related to the Language standards.
6/4/2018		Story Nodes Description: Map contains all nodes flagged for editing due to the use of "story" and not "literary text".
6/4/2018		FS_Define the issue or problem Description: contains all nodes tied to EduStd 3-Define the Issue or Problem
6/4/2018		FS.6_Persuasively present results Description: This map contains all nodes for Figure Sense Educational Standard 6.

Save Map

Click below to save a copy of the current map view.

Save Copy of Current Map

Figure 8 –

WHEN A USER DOES SAVE THE MAP, THEY HAVE TO THEN "EDIT" THE MAP TO MAKE A CUSTOMIZED TITLE.

12/11/2018

[Active] RL.2.2_copy_2



Description: Recount stories, including fables and folktales from diverse cultures, and determine their central message, lesson, or moral.

Save Changes to Current Map

Please enter a name and a description for the currently displayed map.

Map Name *

Map Description

Cancel

Save Changes

THEN, A USER HAS TO SAVE AGAIN.

12/11/2018

[Active] RL.2.2_ERROR PREVENTION



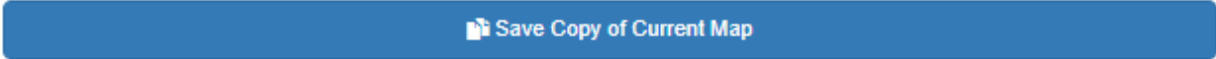
Description: Recount stories, including fables and folktales from diverse cultures, and determine their central message, lesson, or moral.

Figure 9 –

CHANGING AN ACTIVE SAVED MAP ALLOWS FOR TWO TYPES OF SAVE OPTIONS. TO MIMIC MICROSOFT WORD SAVE OPTIONS: SAVE(DISC BUTTON) AND SAVE AS. THIS HAPPENS IN BOTH TABS (MAP VIEW INFO AND MY MAP VIEWS). A USER CAN ALSO USE THE EDIT FEATURE IN MY MAP VIEWS TO SAVE CHANGES; HOWEVER IT ISN'T CLEAR THAT THAT IS POSSIBLE AS THE BUTTON ONLY STATES SAVE CHANGES. PREVIOUSLY THE USER ONLY USED THIS SAVE OPTION TO ADD A NEW NAME/DESCRIPTION TO A MAP VIEW.

Save Map

You are the owner of the currently displayed map view. **There are unsaved changes.** Click below to save a copy of the current map view or to save the changes.

 Save Copy of Current Map

 Save Changes to Current Map

LABELING FIXES

Option 1:

ADD THE "_custom" TO THE TITLE OF A MAP IN THE SEARCH BAR WHEN A CHANGE TO THE MAP IS MADE. A CHANGE SHOULD CONSTITUTE MAKING A NODE RED OR BLUE FROM GRAY AND CHANGING THE COLOR OF A NODE ALREADY DESIGNATED RED OR BLUE. ESSENTIALLY CARRYING THE METHOD USED FOR THE LABEL WHEN STARTING A MAP FROM SCRATCH.

Figure 10 -



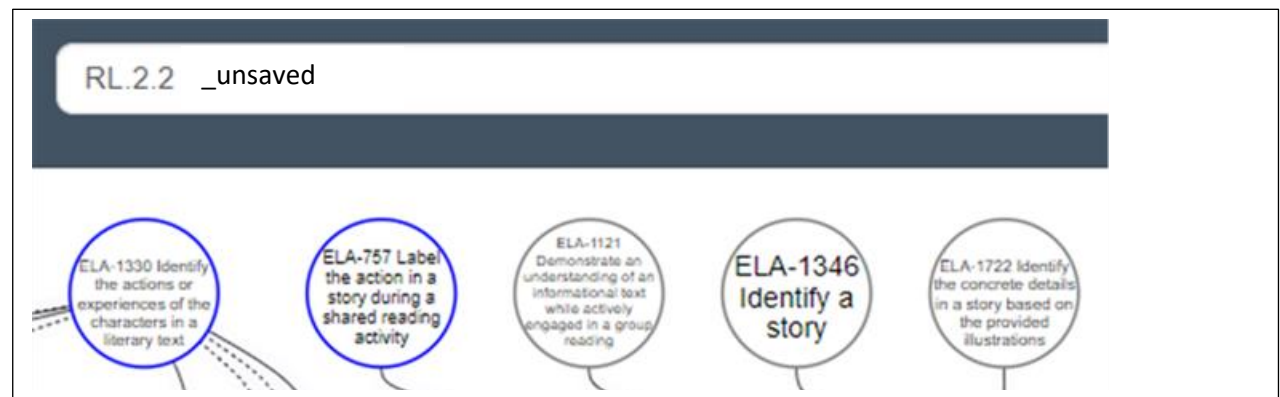
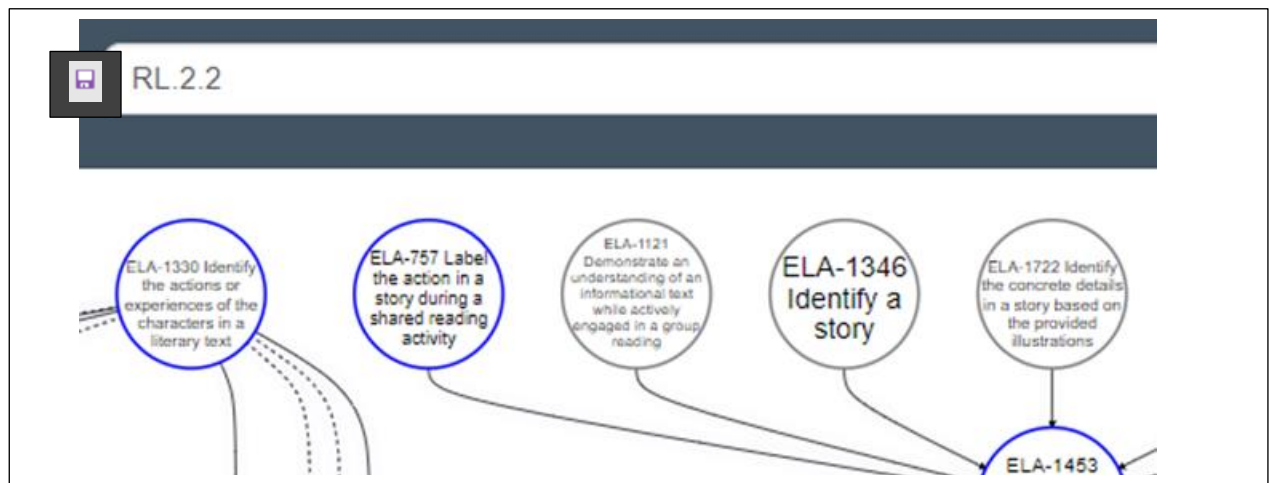
Use of the term custom is an example of inconsistent terminology. Terminology used by ELM staff is typically "a customized map" when referring to user manipulated map views. An option for terminology could be to simply use the word unsaved instead of custom.


Option 2:

ADD AN ICON OR CHANGE THE WORD CUSTOM. A CHANGE SHOULD CONSTITUTE MAKING A NODE RED OR BLUE FROM GRAY AND CHANGING THE COLOR OF A NODE ALREADY DESIGNATED RED OR BLUE.

Figure 11 –

MOCK-UP FOR LABELING FIXES:



An icon like the one used in Microsoft programs that indicate a "save" function could be a nice compromise . This icon could replace the asterisk currently used.

FUNCTIONALITY FIXES

Figure 12 –

A USER SHOULD IMMEDIATELY GET THE OPTION TO "SAVE A COPY OF THE CURRENT MAP" WHEN ANY MAP VIEW IS ACCESSED. THEN, WHEN A CHANGE IS DETECTED IN THE MAP, THE "SAVE CHANGES TO CURRENT MAP" SHOULD APPEAR.

